












SHAMBHU DAYAL GLOBAL SCHOOL
EXPERIENTIAL LIFELONG LEARNING ACTIVITY



MONTH-APRIL


CLASS-7

SERIAL NUMBER	SUBJECT	CONTENT (EXPLANATION)	MATERIAL REQUIRED	AT THE TIME OF CONDUCTING ACTIVITY PICS	
1.	MATH	<p>Activity 1 : Arranging integers in order Objective: to make students aware with the concept of comparison of integers</p> <p>Activity 2: Fraction flowers Objective: to make students able to divide the things according to fractions</p>	<p>Disposable glasses and bold marker</p> <p>A4 sheet, colors, pencil , glaze sheet</p>		
					

2.	SCIENCE	<p>TOPIC- Motion, Force and Gravity Activity- Catapult Outcome- Students learned how a catapult works.</p>	As per student requirements	
3.	HINDI	<p>विषय - हम पंछी उन्मुक्त गगन के कविता गतिविधि - विद्यार्थियों द्वारा कविता का वाचन करवाया गया </p>	Smart board or book	
4.	ENGLISH	<p>Activity- Notice writing -The Dam Resource- Story Book- How Blue is Our Planet? Grammar Book Procedure- Students were asked to write a notice based on the chapter 'The Dam'. Your school is planning a major renovation of the old dam located near the school premises. As the head of the student council, you have been asked to inform the students about the upcoming</p>	Smart Board, A4 Size Sheet Blue- Black Pen, Pencil, Eraser, Ruler.	

		renovation project. Write a notice in not more than 50 words providing all necessary details such as the renovation period, restricted areas, and safety measures. Outcome- Students has learnt writing notices apart from the school related notices.		
5.	FRENCH	Les accents	Smart Board, A4 Size Sheet Blue- Black Pen, Pencil, Eraser, Ruler.	
6.	SANSKRIT	प्रार्थना श्लोक गायन		

7.	INDIVIDUAL AND SOCIETIES	<p style="text-align: center;">BIOMES</p> <p>Procedure: Discuss the key features of different biomes, including climate, vegetation, and animal life. Students can create projects like models, presentations, or dioramas showcasing a specific biome.</p> <p>Outcomes: Students will be able to define and describe major biomes of the world. They will understand the key characteristics of each biome, including climate, plants, and animals. Students will be able to compare and contrast different biomes.</p> <p>They will develop research and presentation skills.</p>	A4 SHEET	
8.	PHE	Inter house Chess competition	Chessboard, Chessmen, Paper, marker, watch etc.	

<p>9.</p>	<p>DESIGN</p>	<p>BASICS OF ICT Lab Activity 1 - Practice Files and Folders Outcome - Students are able to create different types of files and folders. Lab Activity 2 - Digital Collage with PicsArt Outcome - Student learn how to use picsart to make collage and cards (birthday, mother's day, father's day, etc.)</p>	<p>Computer Lab Operating System - Windows Software - picsart</p>	
<p>10.</p>	<p>VISUAL ARTS</p>	<p>Paper craft Topic Earth Day Students will be able to present Activity.</p>	<p>Material A4 Color sheet scissors,pencil,eraser,color,s ketch pen.</p>	